









Offisiell resultatliste

| | | |
|--|--|--|
| | | |
|--|--|--|

| Plass | Star tnr | Lag/Etappe | Land | Etappetid | Mål | Etter |
|-------------------|-------------|--|---|------------|----------------|----------------|
| J 15/16 år | | | | | | |
| 1 | 123 | Buskerud Skikrets - Lag 1 | NOR  | | 44:49.0 | 00:00.0 |
| (3) | 1 | Vik | | 00:12:28.2 | 3 | 12:28.200:04.0 |
| (5) | 2 | Håvi-Faanes | | 00:12:27.9 | 5 | 24:56.200:19.0 |
| (5) | 3 | Bergh | | 00:10:14.0 | 10 | 35:10.200:27.6 |
| (1) | 4 | Tegdal | | 00:09:38.7 | 1 | 44:49.000:00.0 |
| 2 | 111 | Oslo Skikrets - Lag 1 | NOR  | | 44:54.4 | 00:05.4 |
| (5) | 1 | Henriksen | | 00:12:32.2 | 5 | 12:32.200:08.0 |
| (3) | 2 | Eriksen | | 00:12:21.2 | 4 | 24:53.500:16.3 |
| (3) | 3 | Fergestad | | 00:10:14.8 | 12 | 35:08.300:25.7 |
| (2) | 4 | Bartnes | | 00:09:46.1 | 2 | 44:54.400:05.4 |
| 3 | 113 | Akershus Skikrets - Lag 1 | NOR  | | 44:55.3 | 00:06.3 |
| (15) | 1 | Lilledal-Fritzvold | | 00:12:47.9 | 15 | 12:47.900:23.7 |
| (2) | 2 | Lofterød | | 00:12:02.6 | 2 | 24:50.600:13.4 |
| (1) | 3 | Stødle | | 00:09:52.0 | 3 | 34:42.600:00.0 |
| (3) | 4 | Rød | | 00:10:12.6 | 6 | 44:55.300:06.3 |
| 4 | 120 | Hedmark Skikrets - Lag 1 | NOR  | | 45:19.2 | 00:30.2 |
| (11) | 1 | Alme | | 00:12:44.5 | 11 | 12:44.500:20.3 |
| (1) | 2 | Verdenius | | 00:11:52.7 | 1 | 24:37.200:00.0 |
| (7) | 3 | Bogsti | | 00:10:40.8 | 24 | 35:18.100:35.5 |
| (4) | 4 | Lia | | 00:10:01.0 | 4 | 45:19.200:30.2 |
| 5 | 114 | Nord Trøndelag Skikrets - Lag 1 | NOR  | | 45:20.0 | 00:31.0 |
| (2) | 1 | Kjesbu | | 00:12:24.9 | 2 | 12:24.900:00.7 |
| (6) | 2 | Farbu | | 00:12:40.0 | 8 | 25:05.000:27.8 |
| (6) | 3 | Jørstad | | 00:10:05.9 | 7 | 35:10.900:28.3 |
| (5) | 4 | Øyesvold-Grongstad | | 00:10:09.0 | 5 | 45:20.000:31.0 |
| 6 | 118 | Vestfold Og Telemark Skikrets - Lag 1 | NOR  | | 45:36.4 | 00:47.4 |
| (1) | 1 | Aukland | | 00:12:24.2 | 1 | 12:24.200:00.0 |
| (7) | 2 | Mustad | | 00:12:43.1 | 9 | 25:07.400:30.2 |
| (2) | 3 | Kjosavik | | 00:09:58.3 | 6 | 35:05.700:23.1 |
| (6) | 4 | Aas | | 00:10:30.7 | 10 | 45:36.400:47.4 |
| 7 | 125 | Finnmark Skikrets - Lag 1 | NOR  | | 45:49.9 | 01:00.9 |
| (7) | 1 | Staalesen | | 00:12:35.1 | 7 | 12:35.100:10.9 |
| (4) | 2 | Mikkelsen | | 00:12:20.0 | 3 | 24:55.200:18.0 |
| (4) | 3 | Olsen | | 00:10:14.7 | 11 | 35:10.000:27.4 |
| (7) | 4 | Olset | | 00:10:39.8 | 19 | 45:49.901:00.9 |
| 8 | 112 | Oppland Skikrets - Lag 1 | NOR  | | 45:59.9 | 01:10.9 |
| (10) | 1 | Husnes | | 00:12:43.7 | 10 | 12:43.700:19.5 |
| (8) | 2 | Heggen | | 00:12:28.0 | 6 | 25:11.700:34.5 |
| (9) | 3 | Holm-Lombnæs | | 00:10:15.0 | 13 | 35:26.700:44.1 |
| (8) | 4 | Kjeldsberg | | 00:10:33.1 | 12 | 45:59.901:10.9 |

Offisiell resultatliste

| | | |
|--|--|--|
| | | |
|--|--|--|

| Plass | Star tnr | Lag/Etappe | Land | Etappetid | Mål | Etter |
|-------------------|-------------|---|---|------------|----------------|----------------|
| J 15/16 år | | | | | | |
| 9 | 127 | Oslo Skikrets - Lag 2 | NOR  | | 46:02.8 | 01:13.8 |
| (18) | 1 | Clement | | 00:12:56.8 | 18 | 12:56.800:32.6 |
| (15) | 2 | Andreassen | | 00:12:57.3 | 16 | 25:54.101:16.9 |
| (8) | 3 | Lorentzen | | 00:09:31.8 | 1 | 35:26.000:43.4 |
| (9) | 4 | Willoch | | 00:10:36.8 | 16 | 46:02.801:13.8 |
| 10 | 116 | Troms Skikrets - Lag 1 | NOR  | | 46:13.6 | 01:24.6 |
| (4) | 1 | Andersen | | 00:12:29.9 | 4 | 12:29.900:05.7 |
| (14) | 2 | Sandberg | | 00:13:23.2 | 21 | 25:53.101:15.9 |
| (11) | 3 | Haraldstad | | 00:09:49.8 | 2 | 35:42.901:00.3 |
| (10) | 4 | Steiro | | 00:10:30.6 | 9 | 46:13.601:24.6 |
| 11 | 117 | Møre Og Romsdal Skikrets - Lag 1 | NOR  | | 46:27.8 | 01:38.8 |
| (23) | 1 | Eidem | | 00:13:13.2 | 23 | 13:13.200:49.0 |
| (16) | 2 | Ottestad-Dahlen | | 00:12:44.8 | 11 | 25:58.001:20.8 |
| (12) | 3 | Femoen | | 00:09:56.9 | 5 | 35:55.001:12.4 |
| (11) | 4 | Fuglem | | 00:10:32.7 | 11 | 46:27.801:38.8 |
| 12 | 115 | Sør-Trøndelag Skikrets - Lag 1 | NOR  | | 46:33.6 | 01:44.6 |
| (13) | 1 | Hindberg | | 00:12:46.6 | 13 | 12:46.600:22.4 |
| (10) | 2 | Leiren | | 00:12:51.5 | 14 | 25:38.201:01.0 |
| (14) | 3 | Jensås | | 00:10:21.2 | 16 | 35:59.501:16.9 |
| (12) | 4 | Furuhaug | | 00:10:34.1 | 14 | 46:33.601:44.6 |
| 13 | 128 | Akershus Skikrets - Lag 2 | NOR  | | 46:34.1 | 01:45.1 |
| (9) | 1 | Posaasen | | 00:12:39.5 | 9 | 12:39.500:15.3 |
| (9) | 2 | Skaar | | 00:12:48.1 | 12 | 25:27.600:50.4 |
| (10) | 3 | Hallingstad | | 00:10:11.6 | 9 | 35:39.300:56.7 |
| (13) | 4 | Steensen | | 00:10:54.7 | 24 | 46:34.101:45.1 |
| 14 | 122 | Agder Og Rogaland Skikrets - Lag 1 | NOR  | | 46:36.2 | 01:47.2 |
| (8) | 1 | Flem | | 00:12:37.3 | 8 | 12:37.300:13.1 |
| (18) | 2 | Mjaaland | | 00:13:27.6 | 22 | 26:05.001:27.8 |
| (13) | 3 | Svela | | 00:09:52.3 | 4 | 35:57.301:14.7 |
| (14) | 4 | Rasdal | | 00:10:38.9 | 17 | 46:36.201:47.2 |
| 15 | 138 | Oslo Skikrets - Lag 3 | NOR  | | 46:58.9 | 02:09.9 |
| (19) | 1 | Hofgaard | | 00:12:57.0 | 19 | 12:57.000:32.8 |
| (13) | 2 | Sundnes | | 00:12:54.6 | 15 | 25:51.701:14.5 |
| (15) | 3 | Scheele | | 00:10:10.1 | 8 | 36:01.801:19.2 |
| (15) | 4 | Giving | | 00:10:57.1 | 27 | 46:58.902:09.9 |
| 16 | 119 | Hordaland Skikrets - Lag 1 | NOR  | | 47:03.1 | 02:14.1 |
| (31) | 1 | Berre | | 00:13:24.7 | 31 | 13:24.701:00.5 |
| (22) | 2 | Brattebø | | 00:12:58.2 | 17 | 26:23.001:45.8 |
| (21) | 3 | Tangen | | 00:10:42.6 | 26 | 37:05.602:23.0 |
| (16) | 4 | Børsheim | | 00:09:57.4 | 3 | 47:03.102:14.1 |

Offisiell resultatliste

| | | |
|--|--|--|
| | | |
|--|--|--|

| Plass | Star tnr | Lag/Etappe | Land | Etappetid | Mål | Etter |
|-------------------|-------------|-----------------------------------|---|------------|----------------|------------------------|
| J 15/16 år | | | | | | |
| 17 | 121 | Sogn Og Fjordane Skikrins - Lag 1 | NOR  | | 47:17.8 | 02:28.8 |
| (6) | 1 | Thorsen | | 00:12:34.6 | 6 | 12:34.6 00:10.4 |
| (12) | 2 | Frøysland | | 00:13:07.3 | 18 | 25:42.0 01:04.8 |
| (16) | 3 | Heggdal | | 00:10:20.6 | 15 | 36:02.7 01:20.1 |
| (17) | 4 | Rørvik | | 00:11:15.1 | 32 | 47:17.8 02:28.8 |
| 18 | 126 | Oppland Skikrets - Lag 2 | NOR  | | 47:23.7 | 02:34.7 |
| (14) | 1 | Madslie | | 00:12:47.7 | 14 | 12:47.7 00:23.5 |
| (20) | 2 | Lundby | | 00:13:32.0 | 25 | 26:19.8 01:42.6 |
| (18) | 3 | Reiss-Jacobsen | | 00:10:28.3 | 18 | 36:48.1 02:05.5 |
| (18) | 4 | Hovde | | 00:10:35.5 | 15 | 47:23.7 02:34.7 |
| 19 | 141 | Akershus Skikrets - Lag 3 | NOR  | | 47:24.0 | 02:35.0 |
| (12) | 1 | Grimsmo | | 00:12:45.6 | 12 | 12:45.6 00:21.4 |
| (19) | 2 | Strøm | | 00:13:32.9 | 26 | 26:18.5 01:41.3 |
| (17) | 3 | Thuv | | 00:10:16.9 | 14 | 36:35.5 01:52.9 |
| (19) | 4 | Rutle | | 00:10:48.4 | 21 | 47:24.0 02:35.0 |
| 20 | 156 | Oslo Skikrets - Lag 5 | NOR  | | 48:00.7 | 03:11.7 |
| (17) | 1 | Strand | | 00:12:56.0 | 17 | 12:56.0 00:31.8 |
| (11) | 2 | Stueflotten | | 00:12:43.9 | 10 | 25:40.0 01:02.8 |
| (22) | 3 | Willoch | | 00:11:29.0 | 48 | 37:09.0 02:26.4 |
| (20) | 4 | Solheim | | 00:10:51.7 | 22 | 48:00.7 03:11.7 |
| 21 | 132 | Sør-Trøndelag Skikrets - Lag 2 | NOR  | | 48:10.2 | 03:21.2 |
| (24) | 1 | Sundset | | 00:13:13.4 | 24 | 13:13.4 00:49.2 |
| (17) | 2 | Holmvik | | 00:12:48.3 | 13 | 26:01.7 01:24.5 |
| (19) | 3 | Krogh | | 00:10:49.1 | 28 | 36:50.8 02:08.2 |
| (21) | 4 | Krogh | | 00:11:19.4 | 33 | 48:10.2 03:21.2 |
| 22 | 133 | Buskerud Skikrets - Lag 2 | NOR  | | 48:25.0 | 03:36.0 |
| (35) | 1 | Hoен-Lund | | 00:13:47.4 | 35 | 13:47.4 01:23.2 |
| (28) | 2 | Løkke | | 00:13:29.6 | 24 | 27:17.1 02:39.9 |
| (25) | 3 | Hunstad | | 00:10:37.5 | 22 | 37:54.6 03:12.0 |
| (22) | 4 | Teigen | | 00:10:30.3 | 8 | 48:25.0 03:36.0 |
| 23 | 149 | Oslo Skikrets - Lag 4 | NOR  | | 48:36.4 | 03:47.4 |
| (34) | 1 | Skjærholt | | 00:13:39.9 | 34 | 13:39.9 01:15.7 |
| (27) | 2 | Moen | | 00:13:29.3 | 23 | 27:09.3 02:32.1 |
| (23) | 3 | Borander | | 00:10:33.7 | 20 | 37:43.0 03:00.4 |
| (23) | 4 | Dankworth | | 00:10:53.3 | 23 | 48:36.4 03:47.4 |
| 24 | 142 | Sør-Trøndelag Skikrets - Lag 3 | NOR  | | 48:49.6 | 04:00.6 |
| (20) | 1 | Kjellås | | 00:13:00.3 | 20 | 13:00.3 00:36.1 |
| (21) | 2 | Johansen | | 00:13:19.7 | 20 | 26:20.0 01:42.8 |
| (20) | 3 | Bonnemaire | | 00:10:39.9 | 23 | 37:00.0 02:17.4 |
| (24) | 4 | Jacobsen | | 00:11:49.6 | 45 | 48:49.6 04:00.6 |

Offisiell resultatliste

| | | |
|--|--|--|
| | | |
|--|--|--|

| Plass | Star tnr | Lag/Etappe | Land | Etappetid | Mål | Etter |
|-------------------|-------------|--|---|------------|----------------|------------------------|
| J 15/16 år | | | | | | |
| 25 | 135 | Nord Trøndelag Skikrets - Lag 2 | NOR  | | 49:04.2 | 04:15.2 |
| (33) | 1 | Alstad | | 00:13:37.6 | 33 | 13:37.6 01:13.4 |
| (30) | 2 | Vist | | 00:14:00.6 | 32 | 27:38.2 03:01.0 |
| (28) | 3 | Hoem | | 00:11:02.2 | 36 | 38:40.5 03:57.9 |
| (25) | 4 | Lund | | 00:10:23.7 | 7 | 49:04.2 04:15.2 |
| 26 | 145 | Oppland Skikrets - Lag 3 | NOR  | | 49:35.7 | 04:46.7 |
| (45) | 1 | Myrland | | 00:14:14.7 | 45 | 14:14.7 01:50.5 |
| (33) | 2 | Greftegreff | | 00:13:39.8 | 28 | 27:54.6 03:17.4 |
| (36) | 3 | Berg | | 00:11:07.6 | 39 | 39:02.3 04:19.7 |
| (26) | 4 | Glomsås-Eide | | 00:10:33.4 | 13 | 49:35.7 04:46.7 |
| 27 | 153 | Buskerud Skikrets - Lag 4 | NOR  | | 49:39.2 | 04:50.2 |
| (42) | 1 | Lilleland-Olsen | | 00:14:07.5 | 42 | 14:07.5 01:43.3 |
| (24) | 2 | Strømsod | | 00:12:28.3 | 7 | 26:35.8 01:58.6 |
| (30) | 3 | Thomasrud | | 00:12:15.1 | 61 | 38:51.0 04:08.4 |
| (27) | 4 | Bjørnsrud | | 00:10:48.2 | 20 | 49:39.2 04:50.2 |
| 28 | 129 | Troms Skikrets - Lag 2 | NOR  | | 49:39.8 | 04:50.8 |
| (22) | 1 | Rydningen | | 00:13:10.8 | 22 | 13:10.8 00:46.6 |
| (23) | 2 | Skildheim | | 00:13:15.8 | 19 | 26:26.6 01:49.4 |
| (24) | 3 | Ims | | 00:11:25.6 | 46 | 37:52.3 03:09.7 |
| (28) | 4 | Nitteberg | | 00:11:47.4 | 44 | 49:39.8 04:50.8 |
| 29 | 137 | Agder Og Rogaland Skikrets - Lag 2 | NOR  | | 49:45.5 | 04:56.5 |
| (38) | 1 | Kolbeinsvik | | 00:13:49.8 | 38 | 13:49.8 01:25.6 |
| (32) | 2 | Ommundsen | | 00:13:53.6 | 31 | 27:43.5 03:06.3 |
| (26) | 3 | Maudal-Sævland | | 00:10:52.3 | 30 | 38:35.8 03:53.2 |
| (29) | 4 | Krogh | | 00:11:09.6 | 30 | 49:45.5 04:56.5 |
| 30 | 124 | Nordland Skikrets - Lag 1 | NOR  | | 49:48.8 | 04:59.8 |
| (37) | 1 | Pinnerød | | 00:13:48.1 | 37 | 13:48.1 01:23.9 |
| (31) | 2 | Ulriksen | | 00:13:52.9 | 30 | 27:41.1 03:03.9 |
| (29) | 3 | Jensen | | 00:11:07.4 | 38 | 38:48.5 04:05.9 |
| (30) | 4 | Sorsell | | 00:11:00.3 | 28 | 49:48.8 04:59.8 |
| 31 | 136 | Vestfold Og Telemark Skikrets - Lag 2 | NOR  | | 49:52.1 | 05:03.1 |
| (46) | 1 | Horgen | | 00:14:20.0 | 46 | 14:20.0 01:55.8 |
| (38) | 2 | Johansen | | 00:14:10.8 | 34 | 28:30.9 03:53.7 |
| (35) | 3 | Bjørntvedt | | 00:10:26.3 | 17 | 38:57.2 04:14.6 |
| (31) | 4 | Juliussen | | 00:10:54.9 | 26 | 49:52.1 05:03.1 |
| 32 | 161 | Akershus Skikrets - Lag 7 | NOR  | | 50:02.1 | 05:13.1 |
| (16) | 1 | Fagernes | | 00:12:55.3 | 16 | 12:55.3 00:31.1 |
| (29) | 2 | Julsrud | | 00:14:34.6 | 43 | 27:30.0 02:52.8 |
| (27) | 3 | Schomacker | | 00:11:09.7 | 40 | 38:39.7 03:57.1 |
| (32) | 4 | Skjolden | | 00:11:22.3 | 35 | 50:02.1 05:13.1 |





Offisiell resultatliste

| | | |
|--|--|--|
| | | |
|--|--|--|

| Plass | Star tnr | Lag/Etappe | Land | Etappetid | Mål | Etter |
|-------------------|-------------|----------------------------------|---|------------|----------------|------------------------|
| J 15/16 år | | | | | | |
| 33 | 140 | Buskerud Skikrets - Lag 3 | NOR  | | 50:02.5 | 05:13.5 |
| (29) | 1 | Johannessen | | 00:13:20.8 | 29 | 13:20.8 00:56.6 |
| (26) | 2 | Veslestølen | | 00:13:37.6 | 27 | 26:58.4 02:21.2 |
| (33) | 4 | Sæterli | | 00:23:04.0 | 63 | 50:02.5 05:13.5 |
| 34 | 151 | Akershus Skikrets - Lag 4 | NOR  | | 50:17.4 | 05:28.4 |
| (47) | 1 | Johannesen | | 00:14:23.1 | 47 | 14:23.1 01:58.9 |
| (43) | 2 | Aigner | | 00:14:32.0 | 40 | 28:55.2 04:18.0 |
| (39) | 3 | Svege | | 00:10:42.6 | 25 | 39:37.8 04:55.2 |
| (34) | 4 | Grøndalen | | 00:10:39.6 | 18 | 50:17.4 05:28.4 |
| 35 | 158 | Akershus Skikrets - Lag 6 | NOR  | | 50:18.7 | 05:29.7 |
| (21) | 1 | Årnes | | 00:13:08.7 | 21 | 13:08.7 00:44.5 |
| (25) | 2 | Jean-Hansen | | 00:13:49.3 | 29 | 26:58.0 02:20.8 |
| (32) | 3 | Sivertsen | | 00:11:54.6 | 56 | 38:52.6 04:10.0 |
| (35) | 4 | Heen | | 00:11:26.0 | 36 | 50:18.7 05:29.7 |
| 36 | 143 | Hedmark Skikrets - Lag 3 | NOR  | | 50:19.4 | 05:30.4 |
| (30) | 1 | Samuelsen | | 00:13:24.1 | 30 | 13:24.1 00:59.9 |
| (34) | 2 | Strand | | 00:14:33.5 | 42 | 27:57.6 03:20.4 |
| (31) | 3 | Sanderlien | | 00:10:54.8 | 33 | 38:52.4 04:09.8 |
| (36) | 4 | Huuse | | 00:11:26.9 | 38 | 50:19.4 05:30.4 |
| 37 | 130 | Hedmark Skikrets - Lag 2 | NOR  | | 51:39.5 | 06:50.5 |
| (36) | 1 | Storsveen | | 00:13:47.8 | 36 | 13:47.8 01:23.6 |
| (35) | 2 | Rotneberg | | 00:14:20.4 | 35 | 28:08.3 03:31.1 |
| (34) | 3 | Lileøkseth Kalbakken | | 00:10:48.0 | 27 | 38:56.3 04:13.7 |
| (37) | 4 | Bjørklund | | 00:12:43.2 | 57 | 51:39.5 06:50.5 |
| 38 | 154 | Akershus Skikrets - Lag 5 | NOR  | | 51:47.4 | 06:58.4 |
| (57) | 1 | Buseth | | 00:14:48.0 | 57 | 14:48.0 02:23.8 |
| (54) | 2 | Bekkedal | | 00:14:44.5 | 47 | 29:32.6 04:55.4 |
| (51) | 3 | Udnæseth | | 00:11:19.9 | 44 | 40:52.5 06:09.9 |
| (38) | 4 | Wagner | | 00:10:54.8 | 25 | 51:47.4 06:58.4 |
| 39 | 157 | Oppland Skikrets - Lag 5 | NOR  | | 51:52.8 | 07:03.8 |
| (43) | 1 | Kittelsen | | 00:14:09.2 | 43 | 14:09.2 01:45.0 |
| (50) | 2 | Bjerke | | 00:15:10.6 | 55 | 29:19.9 04:42.7 |
| (48) | 3 | Andresen | | 00:11:13.3 | 42 | 40:33.2 05:50.6 |
| (39) | 4 | Helle | | 00:11:19.5 | 34 | 51:52.8 07:03.8 |
| 40 | 144 | Troms Skikrets - Lag 3 | NOR  | | 51:55.8 | 07:06.8 |
| (26) | 1 | Svedin | | 00:13:19.3 | 26 | 13:19.3 00:55.1 |
| (46) | 2 | Alstad | | 00:15:44.1 | 59 | 29:03.5 04:26.3 |
| (42) | 3 | Skogstad | | 00:11:02.5 | 37 | 40:06.1 05:23.5 |
| (40) | 4 | Vars-Larsstuen | | 00:11:49.7 | 46 | 51:55.8 07:06.8 |

Offisiell resultatliste

| | | |
|--|--|--|
| | | |
|--|--|--|

| Plass | Star tnr | Lag/Etappe | Land | Etappetid | Mål | Etter |
|-------------------|-------------|---|--|------------|----------------|------------------------|
| J 15/16 år | | | | | | |
| 41 | 147 | Agder Og Rogaland Skikrets - Lag 3 | NOR  | | 51:55.9 | 07:06.9 |
| (41) | 1 | Gaustad | | 00:14:07.0 | 41 | 14:07.0 01:42.8 |
| (40) | 2 | Tjøstheim | | 00:14:36.6 | 44 | 28:43.6 04:06.4 |
| (47) | 3 | Hettlelid | | 00:11:45.4 | 53 | 40:29.0 05:46.4 |
| (41) | 4 | Mehus | | 00:11:26.9 | 39 | 51:55.9 07:06.9 |
| 42 | 177 | Oslo Skikrets - Lag 15 | NOR  | | 51:59.2 | 07:10.2 |
| (48) | 1 | Bolstad | | 00:14:23.6 | 48 | 14:23.6 01:59.4 |
| (41) | 2 | Halvorsen | | 00:14:21.2 | 36 | 28:44.9 04:07.7 |
| (40) | 3 | Sjaastad | | 00:11:17.8 | 43 | 40:02.7 05:20.1 |
| (42) | 4 | Torkildsen | | 00:11:56.4 | 49 | 51:59.2 07:10.2 |
| 43 | 168 | Oslo Skikrets - Lag 10 | NOR  | | 52:03.2 | 07:14.2 |
| (32) | 1 | Halvorsen | | 00:13:36.9 | 32 | 13:36.9 01:12.7 |
| (37) | 2 | Saint-Amand | | 00:14:51.4 | 49 | 28:28.3 03:51.1 |
| (37) | 3 | Reikvam | | 00:10:52.8 | 31 | 39:21.1 04:38.5 |
| (43) | 4 | Fjellheim | | 00:12:42.0 | 56 | 52:03.2 07:14.2 |
| 44 | 178 | Oslo Skikrets - Lag 16 | NOR  | | 52:04.8 | 07:15.8 |
| (58) | 1 | Skjerve-Hansen | | 00:14:54.5 | 58 | 14:54.5 02:30.3 |
| (44) | 2 | Løberg | | 00:14:01.4 | 33 | 28:55.9 04:18.7 |
| (46) | 3 | Hardeng | | 00:11:27.3 | 47 | 40:23.3 05:40.7 |
| (44) | 4 | Norderud | | 00:11:41.5 | 43 | 52:04.8 07:15.8 |
| 45 | 165 | Oslo Skikrets - Lag 9 | NOR  | | 52:09.2 | 07:20.2 |
| (25) | 1 | Hodt-Billington | | 00:13:16.6 | 25 | 13:16.6 00:52.4 |
| (42) | 2 | Næss | | 00:15:35.9 | 57 | 28:52.5 04:15.3 |
| (41) | 3 | Koren | | 00:11:11.3 | 41 | 40:03.9 05:21.3 |
| (45) | 4 | Claudi | | 00:12:05.3 | 51 | 52:09.2 07:20.2 |
| 46 | 134 | Finnmark Skikrets - Lag 2 | NOR  | | 52:16.5 | 07:27.5 |
| (53) | 1 | Christoffersen | | 00:14:43.4 | 53 | 14:43.4 02:19.2 |
| (51) | 2 | Helgesen | | 00:14:43.7 | 46 | 29:27.2 04:50.0 |
| (54) | 3 | Suhr | | 00:11:40.7 | 52 | 41:08.0 06:25.4 |
| (46) | 4 | Horsbøl | | 00:11:08.5 | 29 | 52:16.5 07:27.5 |
| 47 | 164 | Oslo Skikrets - Lag 8 | NOR  | | 52:23.1 | 07:34.1 |
| (49) | 1 | Jernberg | | 00:14:24.6 | 49 | 14:24.6 02:00.4 |
| (45) | 2 | Storhaug-Blom | | 00:14:31.4 | 38 | 28:56.0 04:18.8 |
| (38) | 3 | Rimol | | 00:10:36.4 | 21 | 39:32.5 04:49.9 |
| (47) | 4 | Eliassen | | 00:12:50.5 | 59 | 52:23.1 07:34.1 |
| 48 | 166 | Akershus Skikrets - Lag 9 | NOR  | | 52:26.6 | 07:37.6 |
| (56) | 1 | Birkeland | | 00:14:46.3 | 56 | 14:46.3 02:22.1 |
| (48) | 2 | Østlie | | 00:14:26.9 | 37 | 29:13.2 04:36.0 |
| (50) | 3 | Kallåk | | 00:11:39.3 | 51 | 40:52.5 06:09.9 |
| (48) | 4 | Sørdsdal-Myrlid | | 00:11:34.1 | 41 | 52:26.6 07:37.6 |










Offisiell resultatliste

| | | |
|--|--|--|
| | | |
|--|--|--|

| Plass | Star tnr | Lag/Etappe | Land | Etappetid | Mål | Etter |
|-------------------|-------------|-----------------------------------|---|------------|----------------|-----------------|
| J 15/16 år | | | | | | |
| 49 | 155 | Buskerud Skikrets - Lag 5 | NOR  | | 52:33.9 | 07:44.9 |
| (55) | 1 | Intelhus | | 00:14:45.5 | 55 | 14:45.5 02:21.3 |
| (53) | 2 | Frøhaug | | 00:14:46.5 | 48 | 29:32.0 04:54.8 |
| (52) | 3 | Stokke | | 00:11:22.1 | 45 | 40:54.1 06:11.5 |
| (49) | 4 | Thorud | | 00:11:39.8 | 42 | 52:33.9 07:44.9 |
| 50 | 152 | Oppland Skikrets - Lag 4 | NOR  | | 52:34.1 | 07:45.1 |
| (44) | 1 | Sørumsnågen | | 00:14:10.7 | 44 | 14:10.7 01:46.5 |
| (39) | 2 | Klinkenberg | | 00:14:31.7 | 39 | 28:42.5 04:05.3 |
| (44) | 3 | Fuglehaug-Wetting | | 00:11:37.1 | 50 | 40:19.6 05:37.0 |
| (50) | 4 | Østerhus | | 00:12:14.4 | 52 | 52:34.1 07:45.1 |
| 51 | 171 | Oslo Skikrets - Lag 12 | NOR  | | 52:39.6 | 07:50.6 |
| (40) | 1 | Braaten | | 00:14:02.7 | 40 | 14:02.7 01:38.5 |
| (47) | 2 | Waldum | | 00:15:04.8 | 54 | 29:07.5 04:30.3 |
| (55) | 3 | Birkemoe | | 00:12:05.5 | 57 | 41:13.1 06:30.5 |
| (51) | 4 | Almlid | | 00:11:26.5 | 37 | 52:39.6 07:50.6 |
| 52 | 169 | Oslo Skikrets - Lag 11 | NOR  | | 52:41.0 | 07:52.0 |
| (51) | 1 | Syrrist | | 00:14:32.6 | 51 | 14:32.6 02:08.4 |
| (55) | 2 | Arntzen | | 00:15:00.1 | 52 | 29:32.7 04:55.5 |
| (45) | 3 | Nordklev | | 00:10:49.5 | 29 | 40:22.2 05:39.6 |
| (52) | 4 | Carlsen | | 00:12:18.7 | 54 | 52:41.0 07:52.0 |
| 53 | 175 | Oslo Skikrets - Lag 14 | NOR  | | 52:51.6 | 08:02.6 |
| (52) | 1 | Alvenes | | 00:14:38.3 | 52 | 14:38.3 02:14.1 |
| (56) | 2 | Aagaard | | 00:14:58.5 | 50 | 29:36.8 04:59.6 |
| (49) | 3 | Silgjerd | | 00:10:59.4 | 34 | 40:36.3 05:53.7 |
| (53) | 4 | Jebsen | | 00:12:15.2 | 53 | 52:51.6 08:02.6 |
| 54 | 173 | Oslo Skikrets - Lag 13 | NOR  | | 53:04.2 | 08:15.2 |
| (50) | 1 | Aasdalen | | 00:14:31.8 | 50 | 14:31.8 02:07.6 |
| (52) | 2 | Ruud-Hansen | | 00:14:59.3 | 51 | 29:31.2 04:54.0 |
| (53) | 3 | Bull | | 00:11:29.7 | 49 | 41:00.9 06:18.3 |
| (54) | 4 | Berg | | 00:12:03.2 | 50 | 53:04.2 08:15.2 |
| 55 | 131 | Hordaland Skikrets - Lag 2 | NOR  | | 53:29.4 | 08:40.4 |
| (39) | 1 | Rognebakke | | 00:13:52.9 | 39 | 13:52.9 01:28.7 |
| (57) | 2 | Halvorsen | | 00:16:15.2 | 62 | 30:08.2 05:31.0 |
| (56) | 3 | Ringheim-Helgaset | | 00:12:07.2 | 58 | 42:15.4 07:32.8 |
| (55) | 4 | Døssland | | 00:11:13.9 | 31 | 53:29.4 08:40.4 |
| 56 | 172 | Akershus Skikrets - Lag 12 | NOR  | | 54:18.4 | 09:29.4 |
| (63) | 1 | Opjordsmoen | | 00:16:50.6 | 63 | 16:50.6 04:26.4 |
| (62) | 2 | Solli | | 00:14:40.8 | 45 | 31:31.4 06:54.2 |
| (57) | 3 | Skari | | 00:10:54.1 | 32 | 42:25.6 07:43.0 |
| (56) | 4 | Bøhn | | 00:11:52.7 | 47 | 54:18.4 09:29.4 |





Offisiell resultatliste

| | | |
|--|--|--|
| | | |
|--|--|--|

| Plass | Star tnr | Lag/Etappe | Land | Etappetid | Mål | Etter |
|-------------------|-------------|--|---|------------|----------------|------------------------|
| J 15/16 år | | | | | | |
| 57 | 146 | Vestfold Og Telemark Skikrets - Lag 3 | NOR  | | 54:32.6 | 09:43.6 |
| (60) | 1 | Stene | | 00:15:16.9 | 60 | 15:16.9 02:52.7 |
| (60) | 2 | Fladeby | | 00:15:32.0 | 56 | 30:48.9 06:11.7 |
| (60) | 3 | Reinsviki | | 00:12:11.8 | 60 | 43:00.7 08:18.1 |
| (57) | 4 | Følsvik-Lileng | | 00:11:31.8 | 40 | 54:32.6 09:43.6 |
| 58 | 162 | Oslo Skikrets - Lag 7 | NOR  | | 54:40.6 | 09:51.6 |
| (27) | 1 | Bonnevie | | 00:13:20.2 | 27 | 13:20.2 00:56.0 |
| (49) | 2 | Lønstad | | 00:15:56.9 | 60 | 29:17.2 04:40.0 |
| (43) | 3 | Meldalen | | 00:11:01.6 | 35 | 40:18.8 05:36.2 |
| (58) | 4 | Franck-Sætervoll | | 00:14:21.7 | 61 | 54:40.6 09:51.6 |
| 59 | 160 | Oslo Skikrets - Lag 6 | NOR  | | 54:43.0 | 09:54.0 |
| (28) | 1 | Skjerven | | 00:13:20.5 | 28 | 13:20.5 00:56.3 |
| (36) | 2 | Gussiås | | 00:15:01.2 | 53 | 28:21.8 03:44.6 |
| (33) | 3 | Engelvoorn | | 00:10:31.4 | 19 | 38:53.2 04:10.6 |
| (59) | 4 | Brodin | | 00:15:49.7 | 62 | 54:43.0 09:54.0 |
| 60 | 163 | Akershus Skikrets - Lag 8 | NOR  | | 54:56.9 | 10:07.9 |
| (59) | 1 | Gjerde | | 00:15:03.4 | 59 | 15:03.4 02:39.2 |
| (61) | 2 | Himle-Hopland | | 00:16:08.9 | 61 | 31:12.4 06:35.2 |
| (61) | 3 | Olden | | 00:11:50.4 | 54 | 43:02.9 08:20.3 |
| (60) | 4 | Raabe-Ødegaard | | 00:11:54.0 | 48 | 54:56.9 10:07.9 |
| 61 | 167 | Akershus Skikrets - Lag 10 | NOR  | | 55:10.8 | 10:21.8 |
| (62) | 1 | Bertnes | | 00:16:03.2 | 62 | 16:03.2 03:39.0 |
| (59) | 2 | Skjellestad | | 00:14:32.6 | 41 | 30:35.9 05:58.7 |
| (58) | 3 | Gulbrandsen | | 00:11:54.4 | 55 | 42:30.3 07:47.7 |
| (61) | 4 | Langstedalen | | 00:12:40.4 | 55 | 55:10.8 10:21.8 |
| 62 | 170 | Akershus Skikrets - Lag 11 | NOR  | | 55:35.5 | 10:46.5 |
| (54) | 1 | Tøien | | 00:14:43.9 | 54 | 14:43.9 02:19.7 |
| (58) | 2 | Mortensen | | 00:15:37.5 | 58 | 30:21.4 05:44.2 |
| (59) | 3 | Colbjørnsen | | 00:12:25.3 | 62 | 42:46.7 08:04.1 |
| (62) | 4 | Arvidsson | | 00:12:48.7 | 58 | 55:35.5 10:46.5 |
| 63 | 174 | Akershus Skikrets - Lag 13 | NOR  | | 56:59.0 | 12:10.0 |
| (61) | 1 | Helgheim | | 00:15:26.4 | 61 | 15:26.4 03:02.2 |
| (63) | 2 | Sundby | | 00:16:15.3 | 63 | 31:41.8 07:04.6 |
| (62) | 3 | Lillemæhlum | | 00:12:10.2 | 59 | 43:52.0 09:09.4 |
| (63) | 4 | Syrrist-Leite | | 00:13:06.9 | 60 | 56:59.0 12:10.0 |
| 139 | | Hordaland Skikrets - Lag 3 | NOR  | | | DNF |
| | 1 | Fanebust | | 00:19:23.3 | | |
| 159 | | Oppland Skikrets - Lag 6 | NOR  | | | DNF |
| | 1 | Brudal | | 00:14:44.5 | | |
| | 2 | Tangen | | 00:18:06.1 | | |

Offisiell resultatliste

| | | |
|--|--|--|
| | | |
|--|--|--|

| Plass | Star tnr | Lag/Etappe | Land | Etappetid | Mål | Etter |
|-------------------|-------------|---------------------------------|---|------------|-----|-------|
| J 15/16 år | | | | | | |
| | | 3 Bjelke | | 00:12:33.9 | | |
| 176 | | Akershus Skikrets - Lag 14 | NOR  | | | DNF |
| | 1 | Helbø | | 00:16:56.1 | | |
| | 2 | Hauge | | 00:15:43.6 | | |
| | 3 | Jacobsen | | 00:10:43.6 | | |
| 185 | | Buskerud Skikrets Lag 6 | NOR  | | | DNF |
| | 1 | Småge-Hilsen | | 00:15:47.3 | | |
| 186 | | Møre Og Romsdal Lag 2 | NOR  | | | DNS |
| | 1 | Røed | | 00:00:00.0 | | |
| 187 | | Sogn Of Fjordane Skikrins Lag 2 | NOR  | | | DNF |
| | 1 | Brenne | | 00:14:08.0 | | |

| |
|--|
| |
|--|